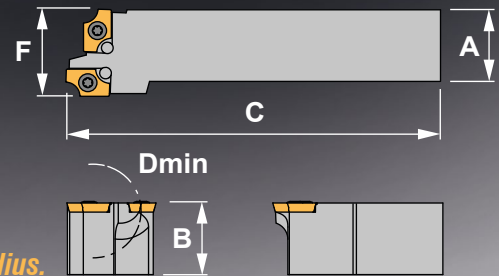



CANELA



SAGD

Toolholders for radius



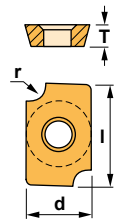
Convex radius turning on internal and external diameters











1 Set = 1 Toolholder \square .625 \square .750 or \square 1.000 + 2 inserts of each radius.

| Reference | A | B | C | F | Dmin |  |  |
|-----------------|-------|-------|------|-------|-------|---|---|
| SET-SAGDR103H15 | 0.625 | 0.625 | 4.00 | 1.181 | 0.787 | 1240 | 5515 |
| SET-SAGDR123K15 | 0.750 | 0.750 | 4.50 | 1.181 | 0.787 | 1240 | 5515 |
| SET-SAGDR163M15 | 1.000 | 1.000 | 6.00 | 1.181 | 0.787 | 1240 | 5515 |

ADMW-R

| Reference | l | T | d | r |
|----------------|-------|-------|-------|-------|
| ADMW1503R0.031 | 0.590 | 0.125 | 0.375 | 1/32 |
| ADMW1503R0.046 | 0.590 | 0.125 | 0.375 | 3/64 |
| ADMW1503R0.062 | 0.590 | 0.125 | 0.375 | 1/16 |
| ADMW1503R0.078 | 0.590 | 0.125 | 0.375 | 5/64 |
| ADMW1503R0.093 | 0.590 | 0.125 | 0.375 | 3/32 |
| ADMW1503R0.109 | 0.590 | 0.125 | 0.375 | 7/64 |
| ADMW1503R0.125 | 0.590 | 0.125 | 0.375 | 1/8 |
| ADMW1503R0.156 | 0.590 | 0.125 | 0.375 | 5/32 |
| ADMW1503R0.171 | 0.590 | 0.125 | 0.375 | 11/64 |
| ADMW1503R0.187 | 0.590 | 0.125 | 0.375 | 3/16 |



| R0.031 | R0.046 | R0.062 |
|---|---|---|
|  |  |  |
| R0.078 | R0.093 | R0.109 |
|  |  |  |
| R0.125 | R0.156 | R0.171 |
|  |  |  |
| R0.187 | | |
|  | | |